
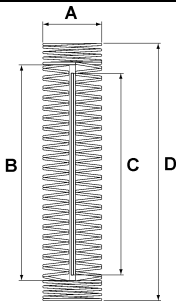


# HE-8000

## Electronic Lockstitch Button Holer

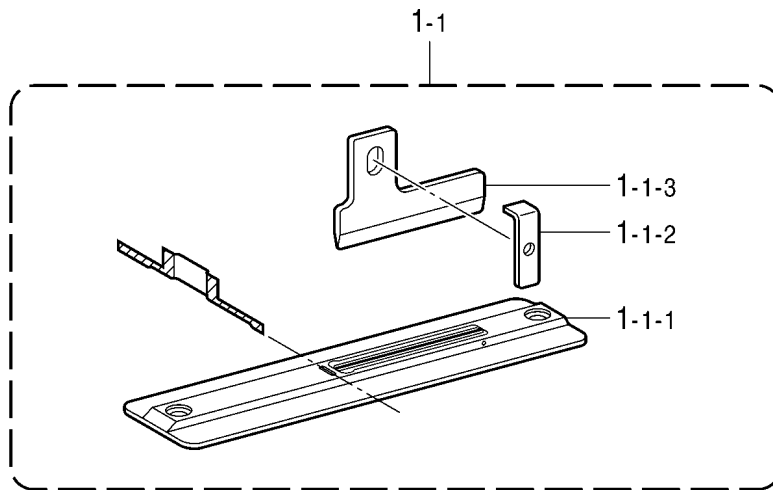


### Specifications

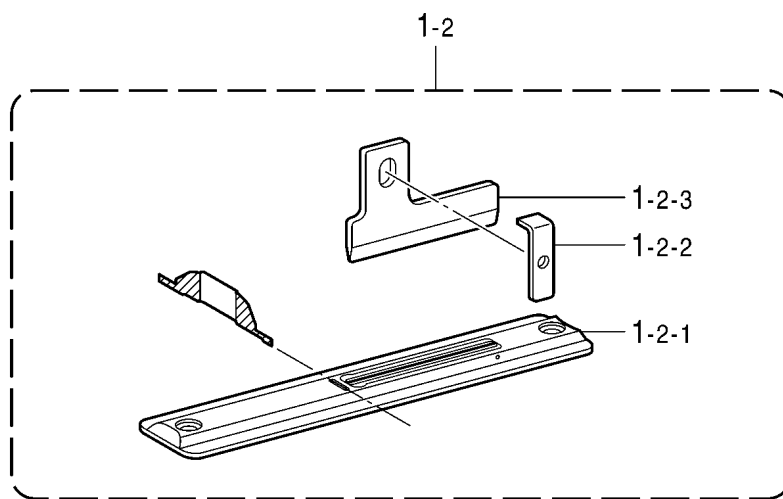
| Subclass                          | -2  | -3  | -5  |
|-----------------------------------|---|---|---|
| Main use                          | Buttonholes for clothing such as dress shirts, blouses, work clothes and women's clothes  | Buttonholes for knitted garments such as knitted underwear, sweaters, cardigans and jerseys | Long belt holes for child seat, etc.  |
| Button hole size                  |  <p>A: Max. = 6 mm<br/>B: Max. zigzag stitch length = 39 mm<br/>C: Knife length = 4.0 – 32 mm<br/>D: Max. button hole length = 40 mm</p> |   | <p>A: Max. = 6 mm<br/>B: Max. zigzag stitch length = 69 mm<br/>C: Knife length = 4.0 – 32 mm<br/>D: Max. button hole length = 70 mm</p> |
| Max. sewing speed                 | 4,000 rpm   |   |   |
| Zigzag mechanism                  | Pulse motor driven mechanism  |   |   |
| Feed mechanism                    | Pulse motor driven mechanism  |   |   |
| Presser foot lifter mechanism     | Pulse motor driven mechanism  |   |   |
| Height of presser foot            | 13 mm (Adjustable)  |   |   |
| Knife mechanism                   | Double position solenoid  |   |   |
| Lower thread holding device       | Standard equipment  |   |   |
| Bobbin presser                    | Standard equipment  |   |   |
| Standard sewing pattern           | 21  |   |   |
| Memory pattern                    | 90 パター / patterns   |   |   |
| Max. number of stitches / program | 700 stitches<br>(Over cycle program stitch number: 3,000)   |   |   |
| Needle                            | Other countries   | Schmetz Nm134#90  | Schmetz Nm134#75  |
|                                   |   |   | Schmetz Nm134#90  |
| Data storage method               | P-ROM<br>(Custom made pattern can be added by BAS-PC/300)   |   |   |
| Power supply                      | Single phase 110V, 220V, 230V, 240V<br>Three phase 220V, 380V, 400V, 415V 600VA   |   |   |

## Option parts

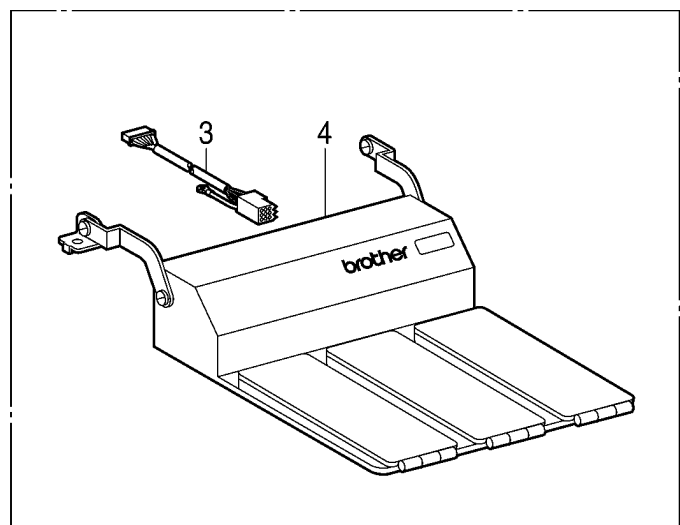
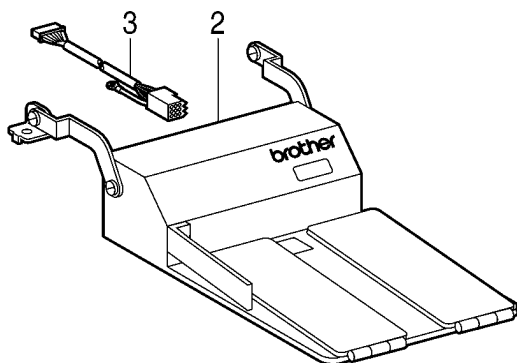
<For general materials>



<For knitted materials >



<For standing operation>

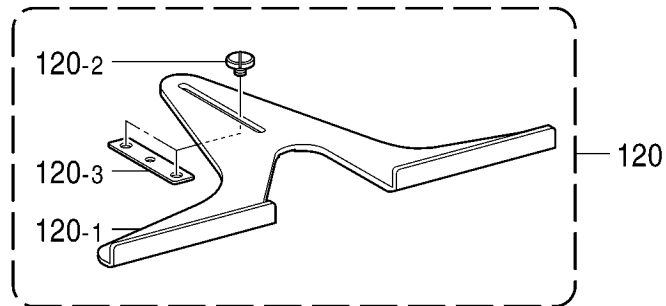
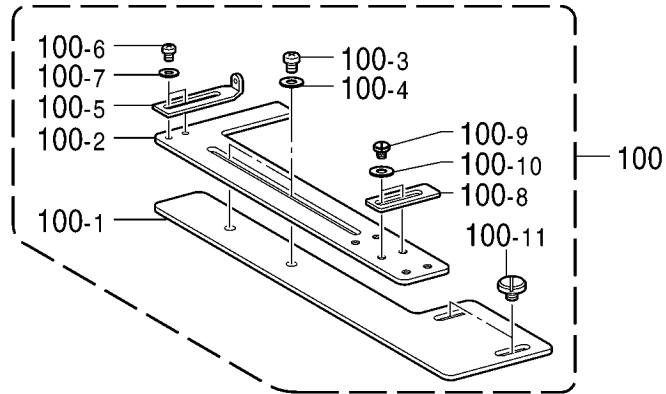


## Option parts

| Ref. No. | Part name                                 | Part code  | Q'ty |
|----------|---|------------|------|
|          | <b>"For general materials"</b>            |            |      |
|          | <b>&lt;Needle hole: 1.2 x 5.4 mm &gt;</b> |            |      |
| 1-1      | Needle plate set, 1.2RB                   | S51361-001 | 1    |
| 1-1-1    | Needle plate assy, 1.2S-RB                | S50304-101 | 1    |
| 1-1-2    | Cutter holder                             | S50297-001 | 1    |
| 1-1-3    | Positioning plate                         | S50341-001 | 1    |
|          | <b>&lt;Needle hole: 1.4 x 7.3 mm&gt;</b>  |            |      |
| 1-1      | Needle plate set, 1.4RB                   | S51362-001 | 1    |
| 1-1-1    | Needle plate assy, 1.4S-RB                | S50309-101 | 1    |
| 1-1-2    | Cutter holder                             | S50297-001 | 1    |
| 1-1-3    | Positioning plate                         | S50341-001 | 1    |
|          | <b>&lt;Needle hole: 1.6 x 7.3 mm&gt;</b>  |            |      |
| 1-1      | Needle plate set, 1.6RB                   | S51363-001 | 1    |
| 1-1-1    | Needle plate assy, 1.6S-RB                | S50311-101 | 1    |
| 1-1-2    | Cutter holder                             | S50297-001 | 1    |
| 1-1-3    | Positioning plate                         | S50341-001 | 1    |
|          | <b>"For knitted materials"</b>            |            |      |
|          | <b>&lt;Needle hole: 1.2 x 5.4 mm &gt;</b> |            |      |
| 1-2      | Needle plate set, 1.2RB – 3               | S51364-001 | 1    |
| 1-2-1    | Needle plate assy, 1.2S-RB –3             | S50313-101 | 1    |
| 1-2-2    | Cutter holder                             | S50297-001 | 1    |
| 1-2-3    | Positioning plate                         | S50341-001 | 1    |
|          | <b>&lt;Needle hole: 1.4 x 7.3 mm&gt;</b>  |            |      |
| 1-2      | Needle plate set, 1.4RB –3                | S51365-001 | 1    |
| 1-2-1    | Needle plate assy, 1.4S-RB –3             | S50317-101 | 1    |
| 1-2-2    | Cutter holder                             | S50297-001 | 1    |
| 1-2-3    | Positioning plate                         | S50341-001 | 1    |
|          | <b>&lt;Needle hole: 1.6 x 7.3 mm&gt;</b>  |            |      |
| 1-2      | Needle plate set, 1.6RB –3                | S51366-001 | 1    |
| 1-2-1    | Needle plate assy, 1.6S-RB –3             | S50319-101 | 1    |
| 1-2-2    | Cutter holder                             | S50297-001 | 1    |
| 1-2-3    | Positioning plate                         | S50341-001 | 1    |
|          | <b>"For standing operation"</b>           |            |      |
| 2        | Standing operation 2-pedal, #6            | J80081-040 | 1    |
|          | <b>&lt;For 2 &amp; 3-pedal&gt;</b>        |            |      |
| 3        | Harness,;S-OPE.                           | S47750-000 | 1    |
| 4        | Standing operation 3-pedal, #40           | J80380-040 | 1    |

\*The needle plate RB set uses the elasticity of rubber to prevent the cutter from getting stuck and not returning. It also helps to keep the cutter blade sharp.

## Accessories (Option parts)



| Ref. No. | Part name                  | Part code  | Q'ty |
|----------|----------------------------|------------|------|
| 100      | Ruler assy                 | S50477-001 | 1    |
| 100-1    | Ruler, A                   | S06139-001 | 1    |
| 100-2    | Ruler, B                   | S06140-001 | 1    |
| 100-3    | Screw, pan SM4.37 – 40 × 5 | 062680-512 | 2    |
| 100-4    | Washer, plain M4.37        | 025680-232 | 2    |
| 100-5    | Thread trimmer support     | 146000-001 | 1    |
| 100-6    | Screw, pan SM3.57 – 40 × 4 | 062670-412 | 2    |
| 100-7    | Washer                     | 105161-003 | 2    |
| 100-8    | Balancer                   | 141620-001 | 1    |
| 100-9    | Screw, SM4.37              | 101671-002 | 2    |
| 100-10   | Washer, plain S 4.37       | 025680-132 | 2    |
| 100-11   | Screw, SM4.37              | S36522-001 | 2    |
| 120      | Ruler assy, 800E           | S50350-001 | 1    |
| 120-1    | Ruler                      | S50476-001 | 1    |
| 120-2    | Screw, SM4.37              | S36522-001 | 2    |
| 120-3    | Ruler spacer               | S50351-001 | 1    |

## Option

### Exchange parts set

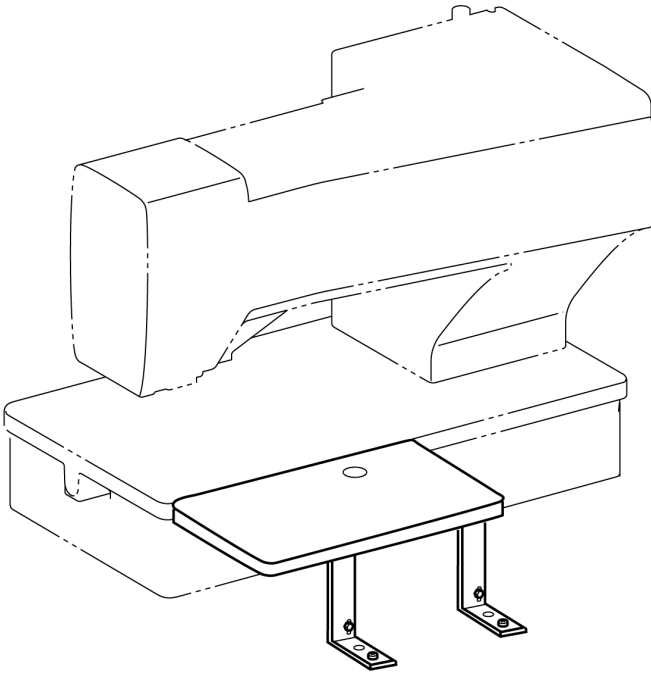
| Part name               | Part code  | Remarks  |
|-------------------------|------------|--|
| Exchange parts set. -70 | S54501-001 | Following the directions of the instruction manual, specification can be changed easily. |

\*If users who already have LH4-B800E want to sew long holes, please order the exchange parts set.

\*Long hole specification is only available with the control PROM (S50488-000) version MN-C or later.

\*When replacing the control PROM MN-A or MN-B with MN-C, replace the cutter sensor setting plate (S50365-101) together.

### Auxiliary table assy

|   |            |      |
|---|------------|------|
|  |            |      |
| Part name   | Part code  | Q'ty |
| Auxiliary table assy  | S53996-001 | 1    |

# Gauge parts list

## Cutter

|                   |                   |                   |                    |                    |                   |
|-------------------|-------------------|-------------------|--------------------|--------------------|-------------------|
| <p>S51117-001</p> | <p>S51290-001</p> | <p>S51351-001</p> | <p>★S51352-001</p> | <p>S51353-001</p>  | <p>S51354-001</p> |
| <p>S51355-001</p> | <p>S51356-001</p> | <p>S25642-001</p> | <p>S51357-001</p>  | <p>★S51358-001</p> |                   |
| <p>S51359-001</p> |                   | <p>S51360-001</p> |                    | <p>S01271-001</p>  | <p>S01272-001</p> |
| <p>S01273-001</p> | <p>S03280-001</p> | <p>S01274-001</p> | <p>S01275-001</p>  | <p>S01276-001</p>  | <p>S35630-001</p> |

\*The cutter indicated with the mark ★ is a standard part. S51352-001 is a standard part for -2 and -3, and S51358-001 is for -5.

# Gauge parts list

\*1 Work clamp assy, w/finger guard

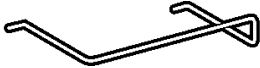



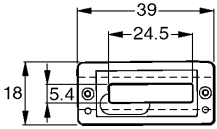
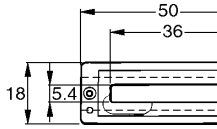
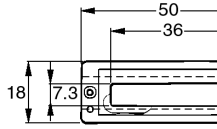
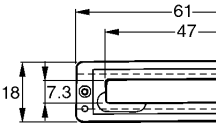




\*2 Work clamp assy




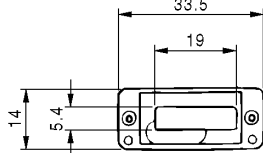
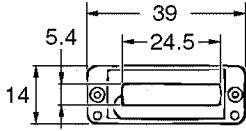
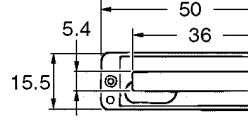






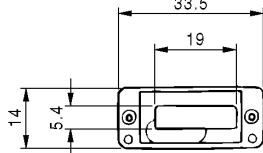
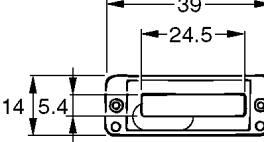
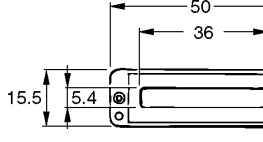



\*3 Finger guard

\*4 Work clamp

\*The work clamp assy indicated with the mark ★ is a standard part.

\*The rubber of the work clamp assy indicated with the mark ◆ is harder.

| <For "2"> |   |   |   |   |
|-----------|---|---|---|---|
| 1         | S37101-102 (16 mm RS)   | S37100-102 (25 mm RS)   | S55347-002 (25 mm RSW)  | S37109-102 (32 mm RS)   |
| 2         | 159764-202 (16 mm RS)   | ★159765-202 (25 mm RS)  | S55346-002 (25 mm RSW)  | 159766-202 (32 mm RS)   |
|           | ◆159764-201 (16 mm RS)  | ◆159765-201 (25 mm RS)  |   | ◆159766-201 (32 mm RS)  |
| 3         | 159079-000  | 159080-000  | 159080-000  | 159081-000  |
|           |  |  |   |  |
|           | 159761-002  | 159762-002  | S55345-002  | 159763-002  |
| 4         |  |  |   |  |
|           |  |  |  |  |

| <-2 & -5 用 / For-2 & -5> |   |  |   |
|--------------------------|---|--|---|
| 1                        | S37115-001 (12.7 mm)  | S37104-101 (16 mm)   | S37105-101 (25 mm)  |
| 2                        | S00643-001 (12.7 mm)  | 159072-201 (16 mm)   | 159074-201 (25 mm)  |
| 3                        | S00660-000  | 159079-000   | 159080-000  |
|                          |  |   |  |
|                          | S00644-001  | 147113-001   | 159579-001  |
| 4                        |  |   |  |
|                          |  |  |  |
| 1                        | S37116-001 (12.7 mm R)  | S37107-101 (16 mm R)   | S37108-101 (25 mm R)  |
| 2                        | S03291-001 (12.7 mm R)  | 158982-201 (16 mm R)   | 159217-201 (25 mm R)  |
| 3                        | S00660-000  | 159079-000   | 159080-000  |
|                          |  |   |  |
|                          | S03292-001  | 159581-001   | 159582-001  |
| 4                        |  |   |  |
|                          |  |   |  |

## Gauge parts list

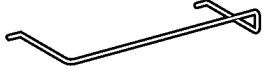
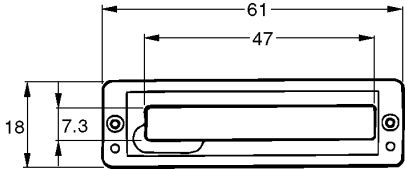
\*1 Work clamp assy, w/finger guard


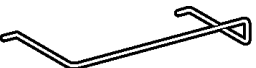
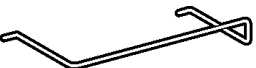

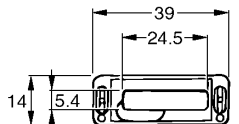
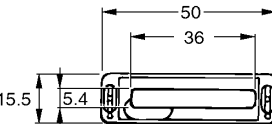
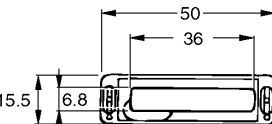
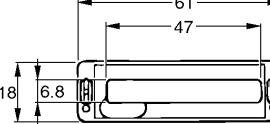
\*2 Work clamp assy


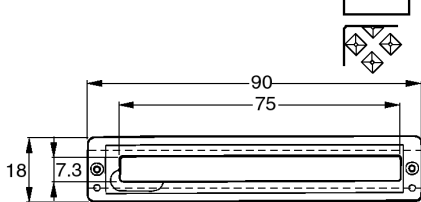
\*3 Finger guard

\*4 Work clamp

\*The work clamp assy indicated with the mark ★ is a standard part.

| <For-2 & -5> |   |
|--------------|---|
| 1            | S37106-101 (32 mm R)  |
| 2            | 159076-201 (32 mm R)  |
| 3            | 159081-000<br> |
|              | 159580-001<br> |

| <For "3"> |   |   |  |   |
|-----------|---|---|--|---|
| 1         | S37103-101 (16 mm)  | S37102-101 (25 mm)  | S55350-001 (25 mm W)   | S37110-001 (32 mm)  |
| 2         | S01466-201 (16 mm)  | ★S01467-201 (25 mm)   | S55349-001 (25 mm W)   | S01468-201 (32 mm)  |
| 3         | 159079-000<br>   | 159080-000<br>   | 159080-000<br>   | 159081-000<br>   |
|           | 145136-001<br> | 144630-001<br> | S55348-001<br> | 144632-001<br> |

| < For "-5"> |   |
|-------------|---|
| 1           | S54518-001  |
| 2           | ★S54514-001 (70 mm)   |
| 3           | S54517-000<br> |
|             | S54515-001<br> |



# Gauge parts list

## Needle plate

\*The needle plate indicated with the mark ★ is a standard part.

| <For "2">             |                        |                       |
|-----------------------|------------------------|-----------------------|
| S50663-001 (1.2 mm S) | ★S50664-001 (1.4 mm S) | S50665-001 (1.6 mm S) |
|                       |                        |                       |

| <For "3">            |                     |                     |
|----------------------|---------------------|---------------------|
| ★S51248-101 (1.2 mm) | S51249-101 (1.4 mm) | S51250-101 (1.6 mm) |
|                      |                     |                     |

| <For "2 & -5">      |                      |
|---------------------|----------------------|
| S55344-001 (1.2 mm) | ★S54522-001 (1.4 mm) |
|                     |                      |

\*S54522-001 is a standard part only for -5.

## For flat cutter

| <For "2">             |               |
|-----------------------|---------------|
| Needle plate          | Plastic plate |
| S50321-001 (1.2 mm S) | 151843-001    |
|                       |               |

| <For "3">             |               |
|-----------------------|---------------|
| Needle plate          | Plastic plate |
| S50322-101 (1.2 mm S) | 156612-001    |
|                       |               |